

TODAY'S MARKET REVIEW

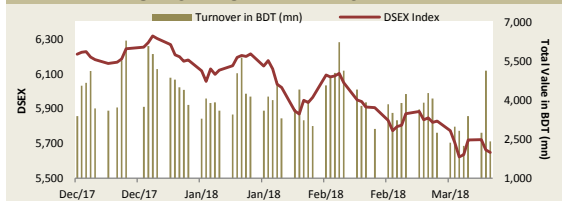
The benchmark index of Dhaka Stock Exchange witnessed price correction amid low participation of the investors. In line with previous session, the market started negatively and continued the downbeat vibe till the end of the session, though in the middle of the session some sign of reversal was observed. Following the recent market trend, shaky investors opted for liquidating their position from textile, financial institution, food, engineering and bank sectors anticipating further fall, while some cautious investors adopted "wait-and-see" stance. Total turnover has decreased to BDT 2,417 mn which is the third lowest in this year. The top gainers list was dominated by mutual funds while the losers list was dominated by small cap stocks. At the day's end, the DSEX, DSES and DS30 lost 14.9 points, 3.7 points and 2.9 points respectively to their previous day's level.

Major sectors witnessed correction today. Among the major sectors based on market capitalization – textile (-0.9%), financial institution (-0.7%), food (-0.6%), engineering (-0.4%) and bank (-0.3%) sectors witnessed price correction while mutual fund (2.7%) and travel (0.5%) sectors achieved price appreciation in the day's session. The investors' activity was mostly centered on pharmaceutical (16.7%), bank (13.6%) and engineering (12.1%) sectors while SALVOCHEM (3.5%), QUEENSOUTH (3.3%) and DOREENPWR (3.3%) led the scrip wise turnover board today.

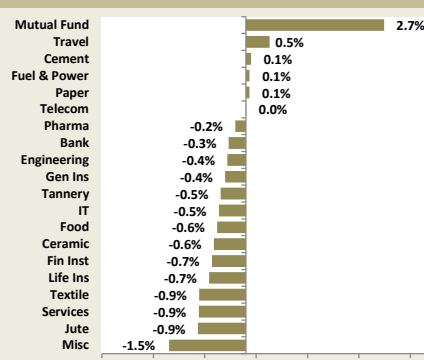
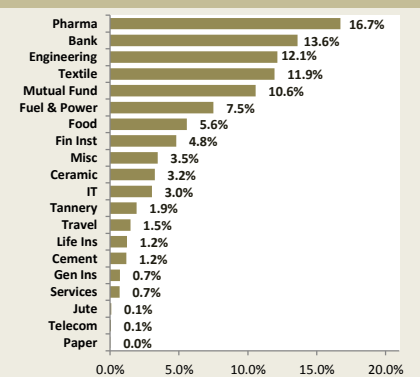
The port city bourse, CSE decreased by 22.96 points in its broad based index – CASPI.

TODAY'S MARKET SUMMARY

	Today	Yesterday	Change	%
DSEX	5,649	5,664	(14.9)	-0.3%
DS30	2,102	2,105	(2.9)	-0.1%
DSES	1,334	1,338	(3.7)	-0.3%
Market Cap (BDT bn)	3,973	3,982	(8.7)	-0.2%
Turnover (BDT mn)	2,417	5,124	(2,707.0)	-53%
Volume (mn)	92	154	(61.7)	-40%
No of Issues Advanced	95	50		
No of Issues Declined	196	258		
Issues Unchanged	44	28		
Market Trailing P/E	16.8	16.8		
Market Forward P/E	16.3	16.3		

3-MONTHS MARKET MOVEMENT

TODAY'S SECTOR MOVEMENT

Sector	Return	Turnover	% Turnover	% of M.Cap	Trailing P/E	Forward P/E	Price/BV
Bank	-0.3%	442.4	15.7%	18.0%	9.2	9.8	1.0
Cement	0.1%	44.1	1.6%	3.5%	21.6	46.5	3.2
Ceramic	-0.6%	143.5	5.1%	0.8%	26.2	21.3	1.7
Engineering	-0.4%	366.2	13.0%	5.5%	21.0	19.1	1.7
Financial Institutions	-0.7%	146.4	5.2%	6.0%	16.1	14.0	1.6
Food & Allied	-0.6%	186.4	6.6%	8.4%	28.9	27.7	7.7
Fuel & Power	0.1%	155.7	5.5%	10.4%	12.2	11.4	1.4
General Insurance	-0.4%	33.6	1.2%	1.2%	12.9	11.6	0.9
IT	-0.5%	45.6	1.6%	0.4%	24.0	19.9	2.1
Jute	-0.9%	7.5	0.3%	0.1%	110.7	415.4	2.1
Life Insurance	-0.7%	24.1	0.9%	1.4%	n/a	n/a	n/a
Miscellaneous	-1.5%	115.6	4.1%	2.7%	21.1	25.6	1.1
Mutual Fund	2.7%	43.7	1.5%	1.3%	9.7	11.4	26.8
Paper & Printing	0.1%	3.3	0.1%	0.1%	n/a	n/a	1.1
Pharma. & Chemicals	-0.2%	295.6	10.5%	15.8%	21.5	19.2	2.9
Services & Real Estate	-0.9%	23.3	0.8%	0.6%	16.3	16.5	1.2
Tannery	-0.5%	69.3	2.5%	0.8%	19.2	17.1	2.7
Telecommunication	0.0%	160.2	5.7%	19.4%	29.1	24.2	16.2
Textile	-0.9%	479.0	17.0%	3.2%	16.9	15.6	0.9
Travel & Leisure	0.5%	37.6	1.3%	0.7%	38.9	29.3	0.7

Sector Return

Turnover Distribution

DSE NEWS IN BRIEF

MIRACLEIND: Mr. Rafiqul Murshed, one of the Directors of the Company, has further reported that he has completed his sale of total 9,20,000 (4,00,000+5,20,000) shares of the Company at prevailing market price through Stock Exchange as announced earlier.

UPCOMING DIVIDENDS/ RIGHTS OFFERINGS

Ticker	Record Date	Date of AGM	Declaration
GLAXOSMITH	21.03.2018	19.04.2018	550%C
BATBC	27.03.2018	17.04.2018	600%C
NITOLINS	29.03.2018	08.05.2018	14%B
VAMLRBBF	29.03.2020	-	12%C
DBH	29.03.2018	26.04.2018	30%C
ISLAMICFIN	05.04.2018	25.04.2018	14.5%C
LHBL	08.04.2018	07.06.2018	5%C
SINGERBD	09.04.2017	15.05.2017	100%C
NHFIL	09.04.2018	03.05.2018	19%C

TODAY'S WORLD STOCK INDICES

	Value	Change	% Change
DJIA (USA)	24,610.91	-335.60	-1.35%
FTSE 100 (UK)	7,064.49	21.56	0.31%
SENSEX (India)	32,980.48	57.36	0.17%
STI (Singapore)	3,509.85	11.56	0.33%
Nikkei 225 (Japan)	21,380.97	-99.93	-0.47%

TOP GAINERS

Ticker	Price (BDT)	Change**	Forward P/E*
ICBAGRANI1	8.8	10.0%	n/a
DULAMIACOT	49.7	10.0%	n/a
ICB3RDNRB	6.8	9.7%	10.0
DOREENPWR	105.8	9.0%	12.6
PF1STMF	7.6	8.6%	11.2
ICBEPMF1S1	7.4	7.2%	8.4
FBFIF	5.9	5.4%	5.4
VAMLBDMF1	10.0	5.3%	11.4
IJANATAMF	6.5	4.8%	81.3
PHPMF1	6.6	4.8%	9.7

TOP LOSERS

Ticker	Price (BDT)	Change**	Forward P/E*
CAPMBDBLMF	9.7	-5.8%	5.4
QUEENSOUTH	34.1	-5.0%	22.7
CAPMIBBLMF	13.5	-4.9%	n/a
NURANI	15.0	-3.2%	9.9
GREENDELTA	58.1	-3.2%	19.3
REGENNTEX	15.6	-3.1%	15.0
INTECH	18.8	-3.1%	940.0
KAY&QUE	142.7	-2.9%	264.3
PRIMELIFE	47.3	-2.9%	n/a
NORTHNRINS	20.8	-2.8%	9.0

TOP TURNOVER° (BDT mn)

Ticker	Price (BDT)	Turnover	% Turnover
SALVOCHEM	24.6	84.6	3.5%
QUEENSOUTH	34.1	79.8	3.3%
DOREENPWR	105.8	79.2	3.3%
WATACHEM	314.7	67.4	2.8%
MONNOCERA	133.8	62.1	2.6%
SQRPHARMA	313.8	56.0	2.3%
ACI	405.1	55.9	2.3%
BRACBANK	91.5	55.3	2.3%
CITYBANK	39.2	52.2	2.2%
LANKABAFIN	28.7	43.4	1.8%

TOP MKT CAP (BDT mn)

Ticker	Price (BDT)	M. Cap	% M.Cap
GP	481.2	649,764	19.0%
SQRPHARMA	313.8	231,393	6.8%
BATBC	3,488.0	209,280	6.1%
RENATA	1,250.8	87,595	2.6%
ICB	129.0	85,714	2.5%
BRACBANK	91.5	80,313	2.3%
LHBL	56.1	65,153	1.9%
UPGDCL	157.0	62,681	1.8%
OLYMPIC	265.0	52,984	1.5%
BERGERPBL	2,155.9	49,993	1.5%

Website: www.ilslbd.com
E-mail: securities@ilslbd.com

Source: DSE, <http://www.dsebd.org>; <http://www.bloomberg.com>; ILS Research Team

* Based on current outstanding no. of shares; **No. of shares adjusted on record date; °Turnover includes block trade

Disclaimer: This document has been prepared by International Leasing Securities Limited (ILSL) for information only of its clients on the basis of the publicly available information in the market and own research. This document has been prepared for information purpose only and does not solicit any action based on the material contained herein and should not be construed as an offer or solicitation to buy or sell or subscribe to any security. Neither ILSL nor any of its directors, shareholders, member of the management or employee represents or warrants expressly or impliedly that the information or data of the sources used in the documents are genuine, accurate, complete, authentic and correct. However all reasonable care has been taken to ensure the accuracy of the contents of this document. ILSL will not take any responsibility for any decisions made by investors based on the information herein.